

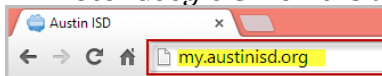
Creating a Parent Cloud Account

Parents/Guardians can access TEAMS Parent Self-Serve and Online Registration via the AISD Parent Cloud.

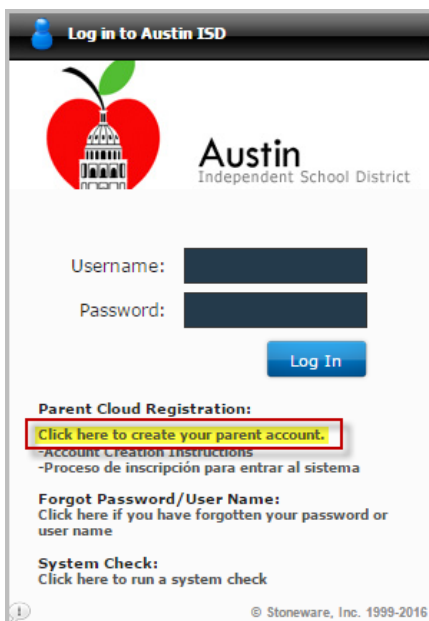
Note: Currently, only users listed as Parent/Guardian contact types in TEAMS will be able to access Parent Self-Serve via the Parent Cloud. All other contacts (i.e., grandparents, aunts, and uncles) will be able to access student information via Parent Cloud in the near future. If you are a parent/guardian, but are unable to associate a student to your Parent Cloud account using the account creation screen, please contact your child's campus or call the Parent Technology Support Help Line at 512-414-9187.

1. Open an internet -browser. Go to **my.austinisd.org**.

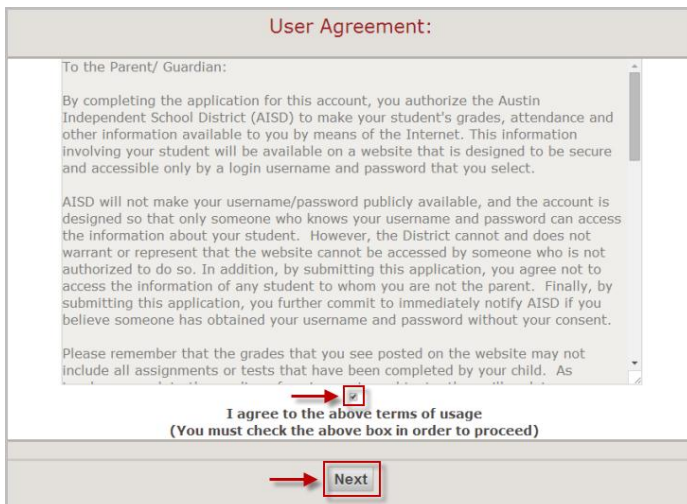
Note: Google Chrome is the recommended browser.



2. Click '**Click here to create your parent account**'

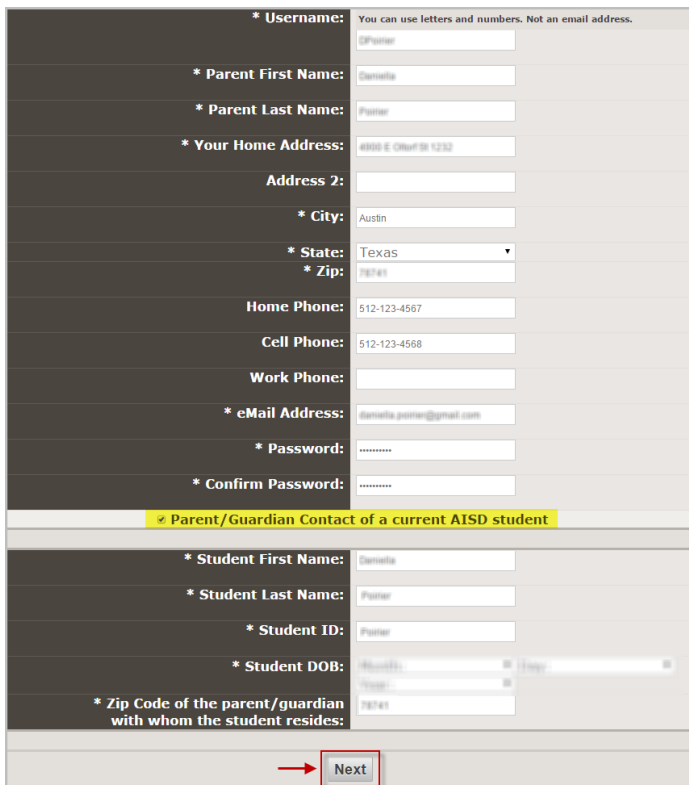


3. Read the user agreement. Check the '**I agree to the above terms of usage**' box then click **Next**.



- Fill out the Parent Cloud Registration form. If you are the parent/guardian of a student currently enrolled in Austin ISD, check the Parent/Guardian Contact box and enter your child's information then click **Next**.

Note: The student information entered must match the information in TEAMS. Once you have associated a child to your account, if you are listed as the Parent/Guardian contact for any other children, those children will be automatically associated to your account. If you do not see all of your children in Parent Self-Serve, please contact the Parent Technology Support Help Line at 512-414-9187.



* Username: You can use letters and numbers. Not an email address.

* Parent First Name: Demetria

* Parent Last Name: Porter

* Your Home Address: 4900 E Oltorf St 1212

Address 2:

* City: Austin

* State: Texas

* Zip: 78741

Home Phone: 512-123-4567

Cell Phone: 512-123-4568

Work Phone:

* eMail Address: demetria.porter@gmail.com

* Password:

* Confirm Password:

Parent/Guardian Contact of a current AISD student

* Student First Name: Demetria

* Student Last Name: Porter

* Student ID: Porter

* Student DOB: Month: Year: Day: Month: Year: Day:

* Zip Code of the parent/guardian with whom the student resides: 78741

Next

- For security purposes, enter the characters into the appropriate field then click **Next**.



* Enter Characters:

Next

- An email will be sent to the email address you provided. You must click the link in the email to verify your email address and activate your Parent Cloud account.



AISD Parent Cloud - Please confirm registration / Favor de confirmar su inscripción

Austin Independent School District <do-not-reply@austinisd.org>
to me

(Para español, lea siguiente)

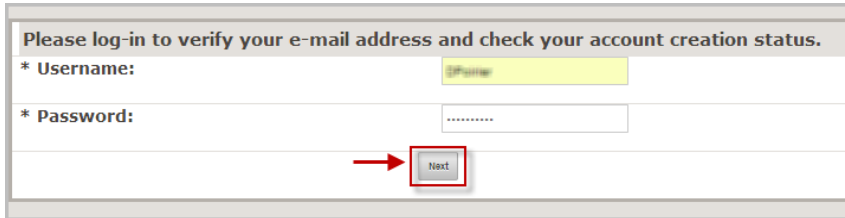
Thank you for registering for the AISD Parent Cloud.

Please click on the following link to confirm your email address and continue the registration process.
<https://my.austinisd.org/userconf.jsp?guid=6471DD33C7D28BACCD25D3A744475AB4E8F94D0C1FC8B9197>

The above link will be available for the next 24 hours. After that time the link will expire and your registration will be cancelled.
If you did not recently attempt to register for the AISD Parent Cloud, please ignore this message and your email address will be automatically removed from our system.

For assistance or questions, please contact AISD Parent Cloud Support at [512.414-9187](tel:5124149187).

7. Log-in with the username name and password you entered on the Parent Cloud Registration form. Click *Next*.



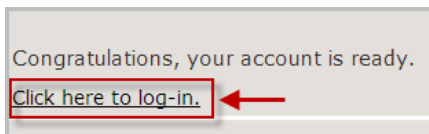
Please log-in to verify your e-mail address and check your account creation status.

* Username:

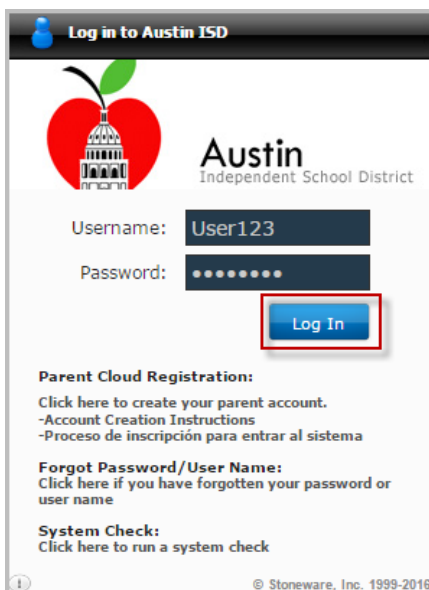
* Password:

[Next](#)

8. Wait a few minutes while your account is being created. Once your account is ready, click the link to log-in.



9. Log-in using your username and password.



Log in to Austin ISD

Austin
Independent School District

Username:

Password:

[Log In](#)

Parent Cloud Registration:
Click here to create your parent account.
-Account Creation Instructions
-Proceso de inscripción para entrar al sistema

Forgot Password/User Name:
Click here if you have forgotten your password or user name

System Check:
Click here to run a system check

© Stoneware, Inc. 1999-2016

10. To access Parent Self-Serve, click on the *Grades, Assignments, & Attendance (Parent Self-Serve)* icon on the Cloud desktop.

11. To access Online Registration, click on the *Student Registration* icon on the Cloud Desktop.

